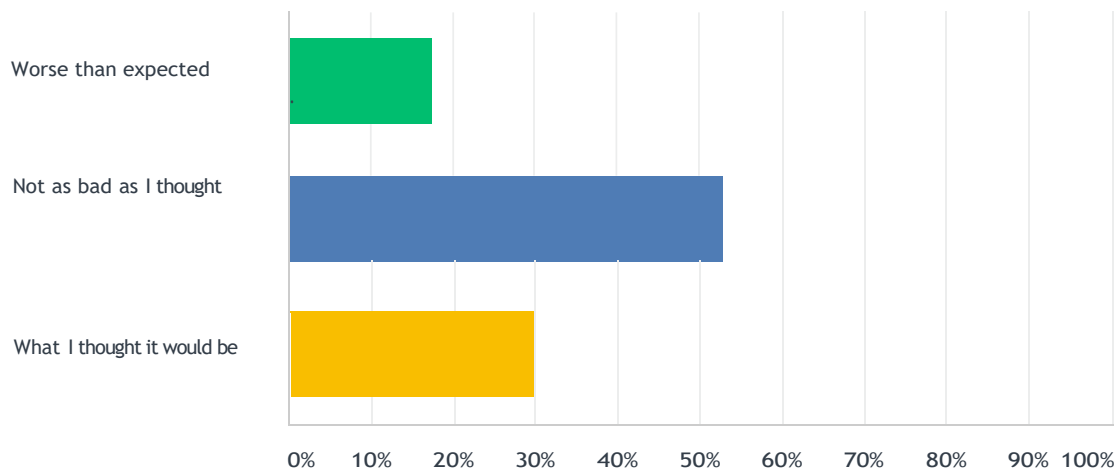


It's now almost four months since strict social distancing and other COVID-related impacts kicked in. In broad terms, how does your current reality compare with your expectations at the start of this crisis?

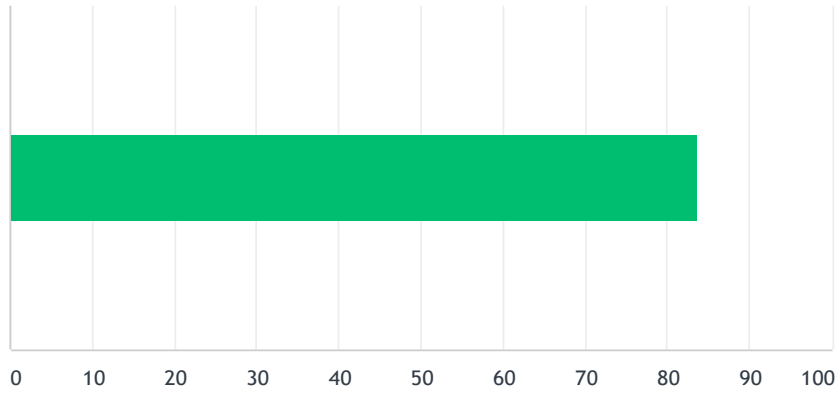
Answered: 68 Skipped: 1



ANSWER CHOICES	RESPONSES	
The impact on my business/organisation has been worse than I expected.	17.65%	12
It's not as bad as I initially thought it would be.	52.94%	36
It's in line with what I thought it would be.	29.41%	20
TOTAL		68

In terms of where you organisation was before COVID-19, at what level of productivity is it currently operating?

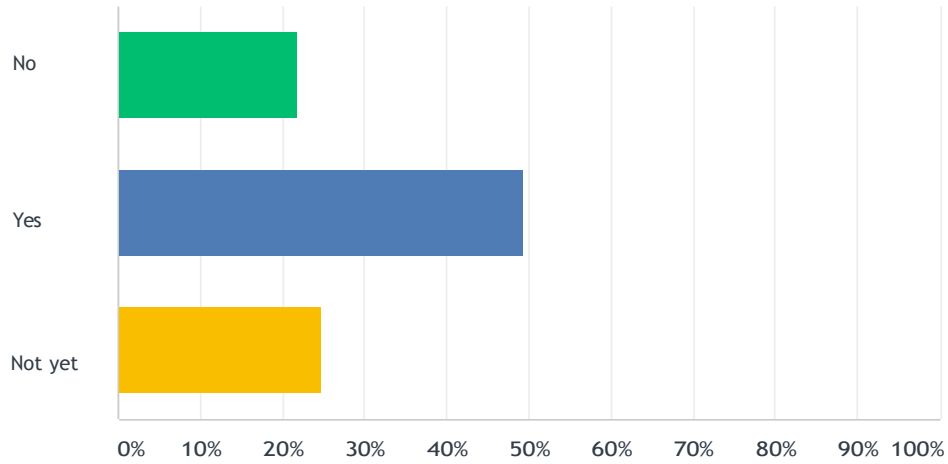
Answered: 68 Skipped: 1



ANSWER CHOICES	AVERAGE NUMBER	TOTAL NUMBER	RESPONSES
	84	5,686	68
Total Respondents: 68			

Has this crisis impacted your bottom line?

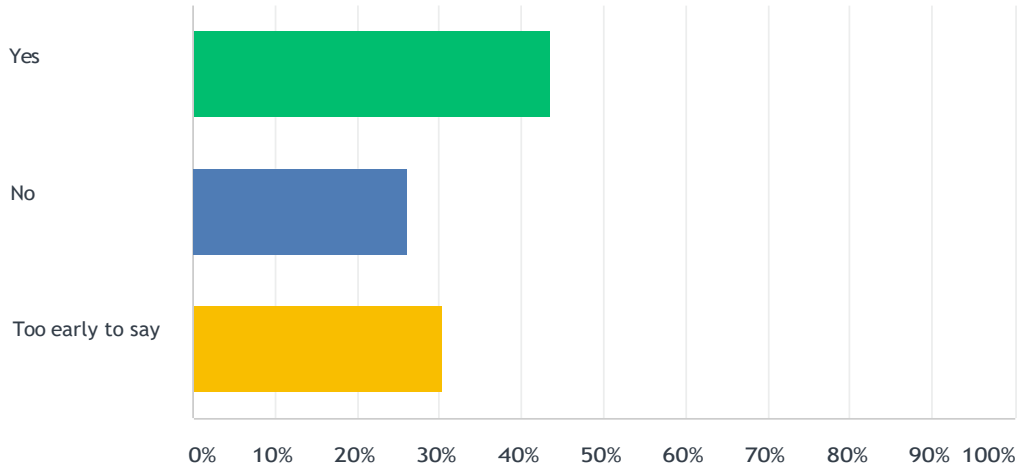
Answered: 69 Skipped: 0



ANSWER CHOICES	RESPONSES	
No, and I don't anticipate any significant financial hit.	21.74%	15
Yes, we're already feeling it.	49.28%	34
Not yet, but we expect to feel it over the next six to 12 months.	24.64%	17
TOTAL		69

Do you expect the re-imposition of border controls with Victoria to impact negatively on your business?

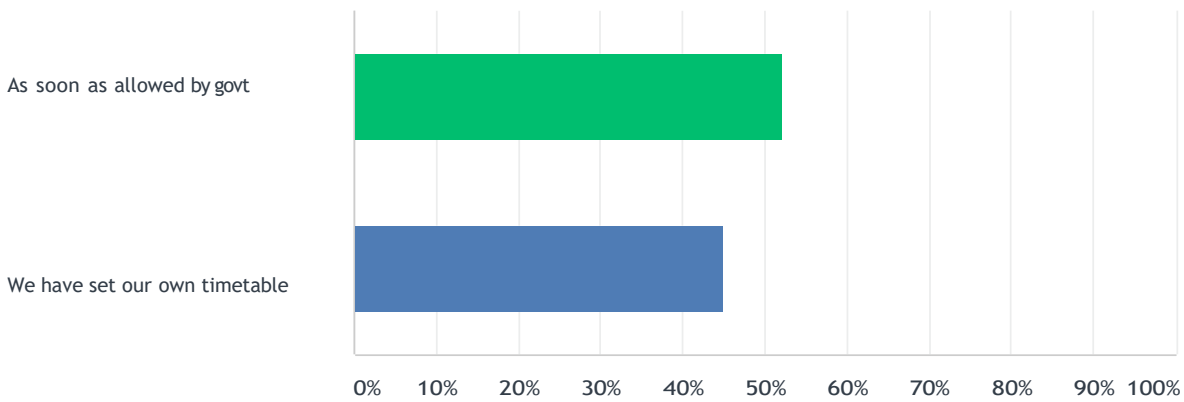
Answered: 69 Skipped: 0



ANSWER CHOICES	RESPONSES	
Yes	43.48%	30
No	26.09%	18
Too early to say	30.43%	21
TOTAL		69

We are hearing anecdotally that a number of companies have nominated return-to-office dates that go way beyond current government timetables. Will your organisation reopen its offices as soon as allowed by government, or wait longer according to your own timetable?

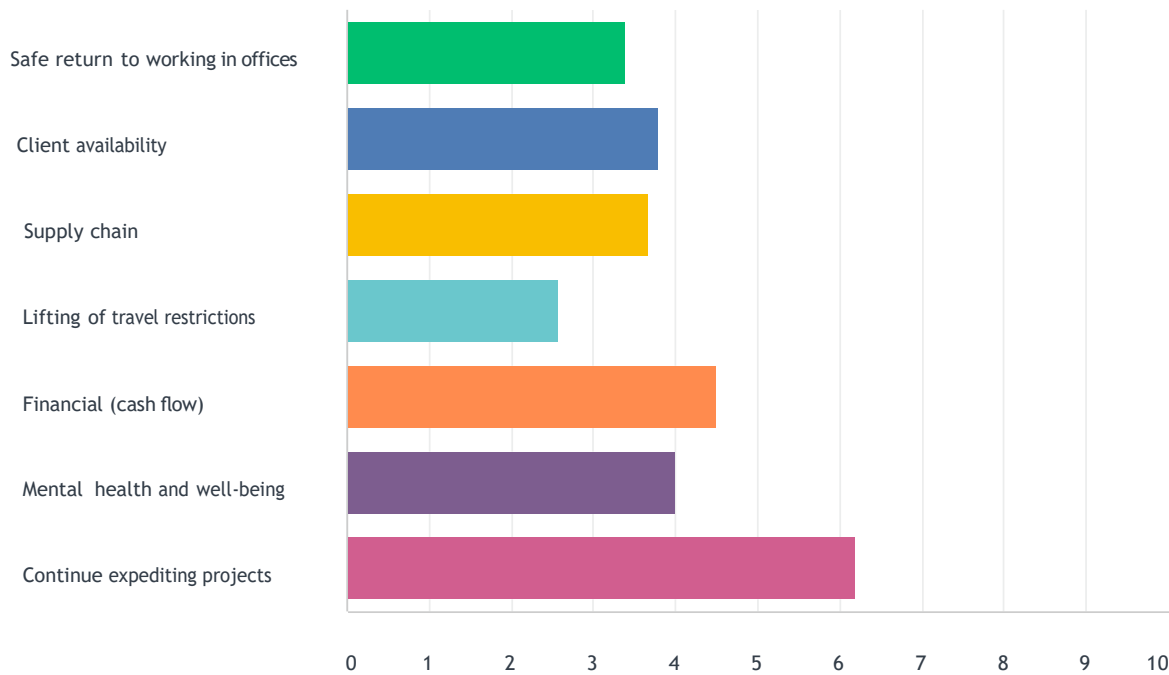
Answered: 69 Skipped: 0



ANSWER CHOICES	RESPONSES	
As soon as allowed by government	52.17%	36
We have set our own timetable	44.93%	31
TOTAL		69

Where should governments be focusing their attention right now? (Please rank, with one being your highest priority).

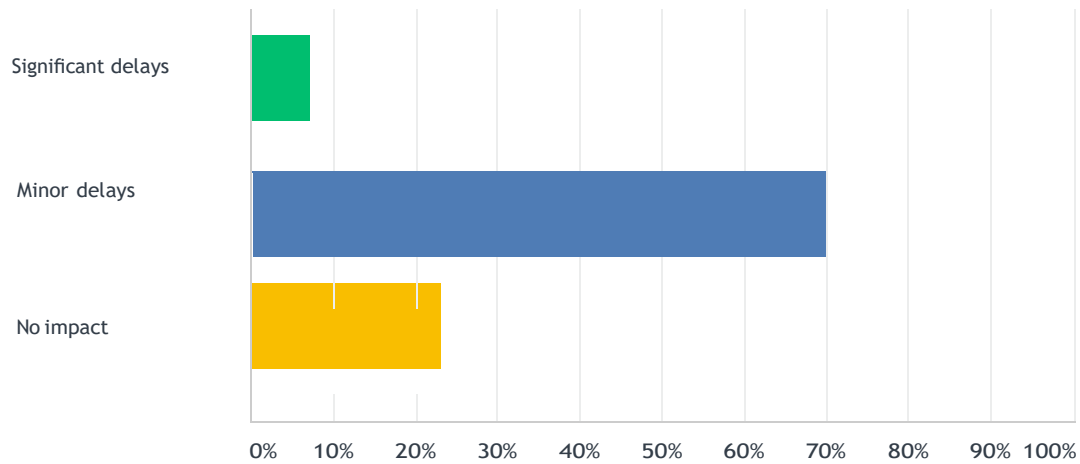
Answered: 69 Skipped: 0



	1	2	3	4	5	6	7	TOTAL	SCORE
Safe return to working in offices	7.69% 5	13.85% 9	12.31% 8	6.15% 4	23.08% 15	9.23% 6	27.69% 18	65	3.38
Client availability for sign-offs, approvals, etc.	4.48% 3	16.42% 11	11.94% 8	23.88% 16	16.42% 11	17.91% 12	8.96% 6	67	3.79
The supply chain - availability of materials	1.49% 1	10.45% 7	23.88% 16	19.40% 13	19.40% 13	13.43% 9	11.94% 8	67	3.67
Lifting of travel restrictions to allow staff deployments (interstate and/or international)	1.49% 1	5.97% 4	5.97% 4	13.43% 9	14.93% 10	25.37% 17	32.84% 22	67	2.58
Financial (cash flow and/or payment terms)	4.41% 3	26.47% 18	25.00% 17	17.65% 12	11.76% 8	14.71% 10	0.00% 0	68	4.50
Mental health and well-being of employees	17.65% 12	5.88% 4	17.65% 12	19.12% 13	10.29% 7	14.71% 10	14.71% 10	68	3.99
Continue expediting projects to market	64.71% 44	20.59% 14	2.94% 2	1.47% 1	4.41% 3	2.94% 2	2.94% 2	68	6.19

How have COVID-related restrictions affected the performance of your business in terms of on-time delivery of work/projects?

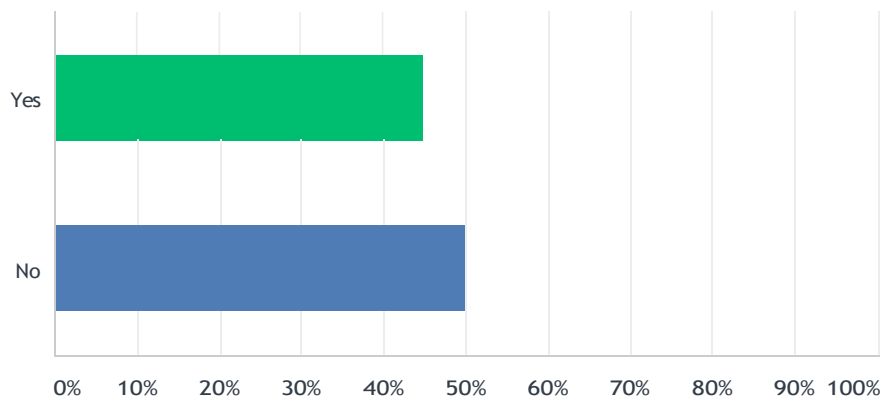
Answered: 69 Skipped: 0



ANSWER CHOICES	RESPONSES
Significant delays	7.25% 5
Minor delays	69.57% 48
No impact	23.19% 16
TOTAL	69

As the crisis has continued, have you seen an increased willingness by your clients (public and/or private) to be more flexible on COVID-related time and cost variations, including acceptance of the pandemic as a force maejure event?

Answered: 69 Skipped: 0



ANSWER CHOICES	RESPONSES
Yes	44.93% 31
No	
TOTAL	69