

Regional Development Australia

- Key initiatives and the importance of regional investment

23 October, 2019

Presented by:

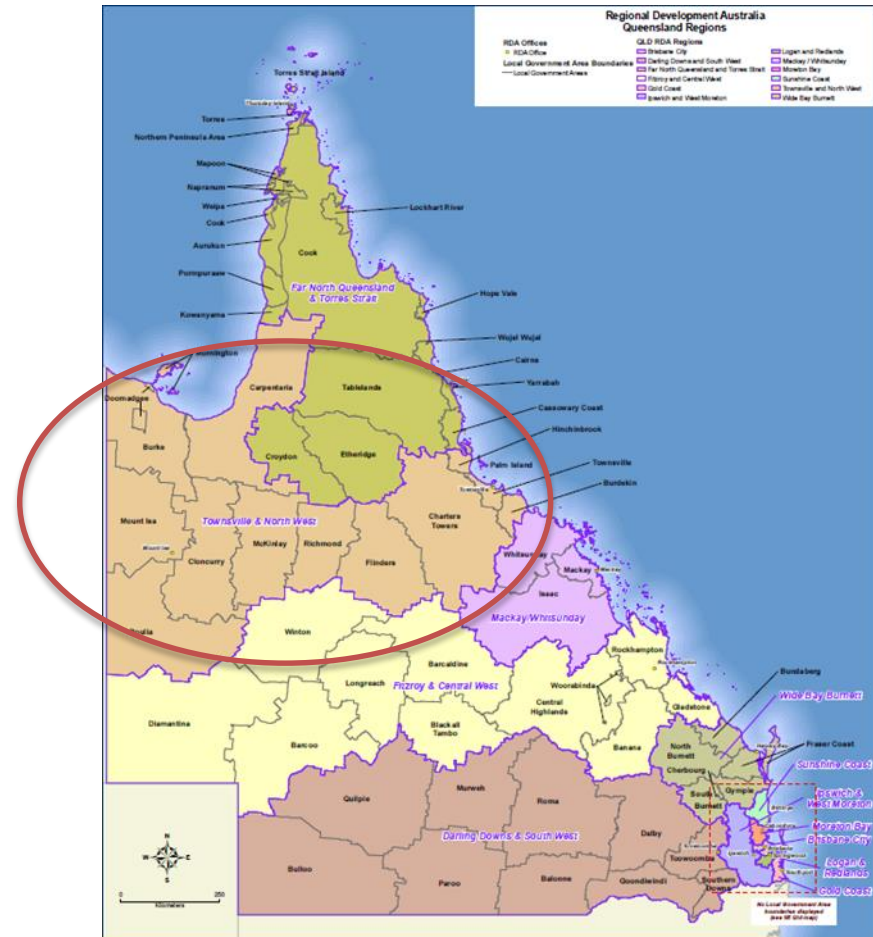
Glenys Schuntner

Chief Executive Officer

RDA Townsville and North West Queensland

RDA Introduction

- Australian Government funded
- 52 RDAs in Australia
- 12 in Queensland
- Not-for-profit incorporations
- RDA Townsville and North West Queensland incorporated December 2009, fully operational from April 2010
- Ministerial appointment of Chairs
- 9 Committee members
- Operate on \$350,000 p.a. with 2 staff
- Cover 15 local government areas across ¼ of Queensland



RDA facilitates and advocates for sustainable economic development by collaborating with regional stakeholders

RDA Charter

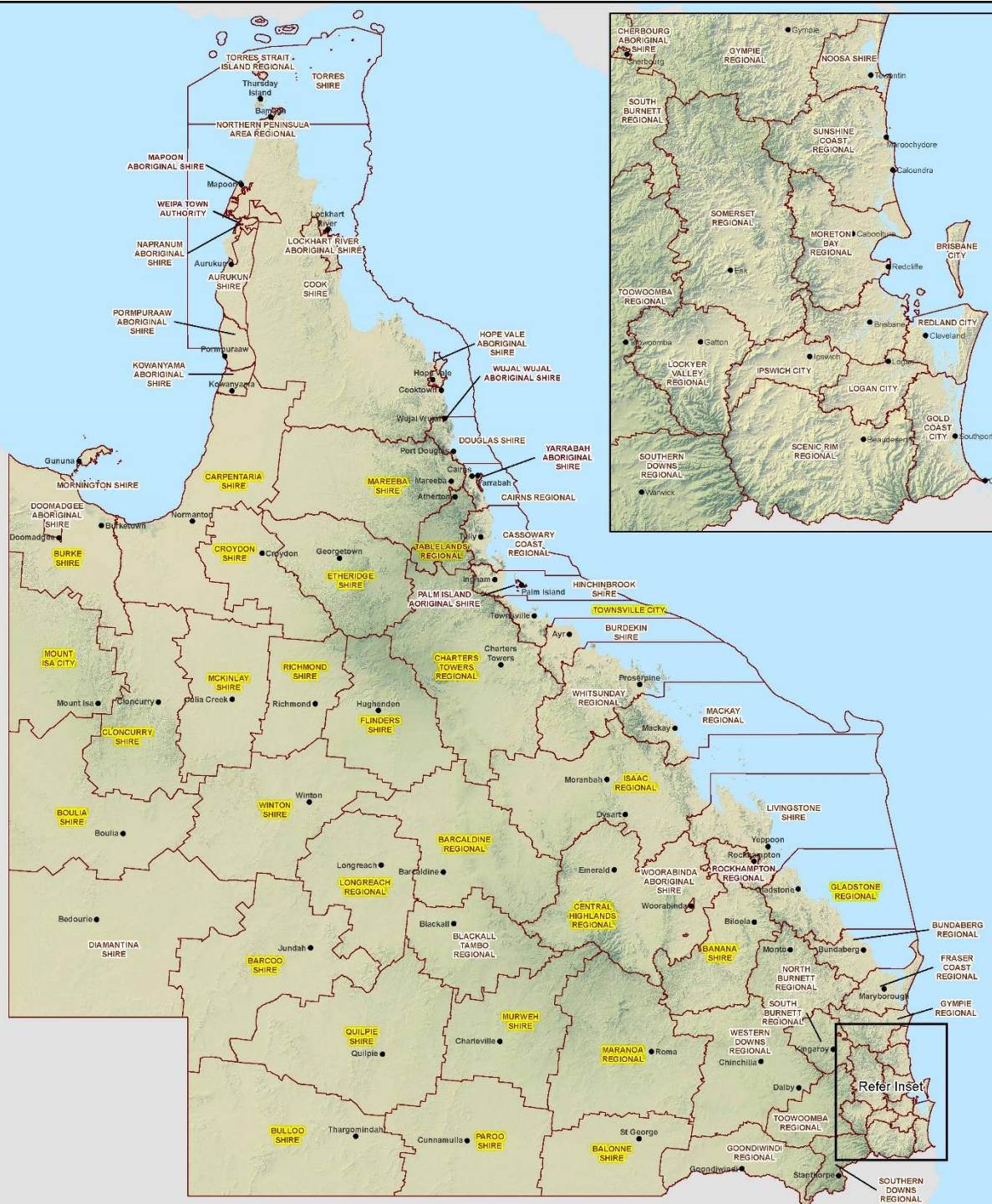
1. Collaborate with relevant stakeholders to identify economic opportunities and leverage private and public sector investment to the regions;
2. Connect regional businesses, councils and industry sectors with international trade partners, financial markets and potential investors;
3. Promote and disseminate information on Australian Government policies and grant programs to state and local governments and industry, business and community sectors;
4. Support community stakeholders to develop project proposals to access funding;
5. Develop and maintain positive working relationships with the local government bodies in their regions;
6. Facilitate public and private sector decentralisation;
7. Assist in the delivery of Australian Government programs, where relevant and where requested by the Minister;
8. Engage with regional entrepreneurs and emerging business leaders to explore new opportunities to grow local jobs in their regions;
9. Provide information on their region's activities and competitive advantages to all levels of government, industry, business and community sectors; and
10. Provide evidence-based advice to the Australian Government on critical regional development issues positively and negatively affecting their regions

Strategic Priorities

1. Human Capital
2. Economically, environmentally and socially sustainable communities and population growth
3. Access to international, national and regional markets
4. Comparative Advantage and Business Competitiveness
5. Effective cross-sectoral and intergovernmental partnerships and integrated regional planning

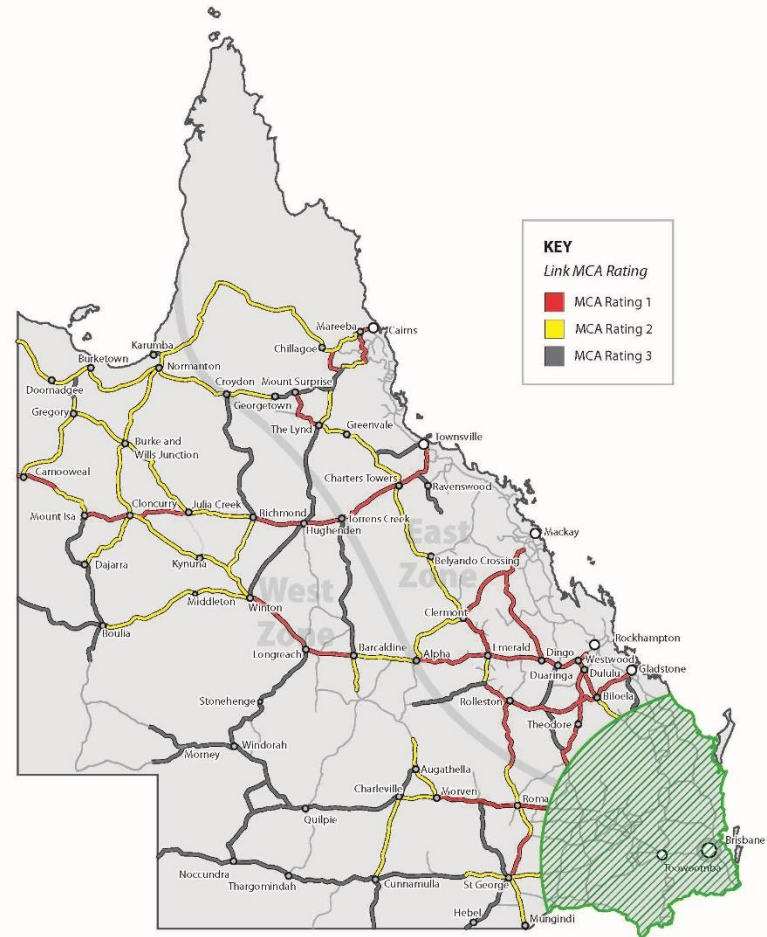
Key initiative – the Inland Queensland Roads Action Project (IQ-RAP)

- **The IQ-RAP vision** - to increase the quality and accessibility of the road network contributing to Australia's productivity, quality of life, safety and equity outcomes.
- **IQ-RAP objectives:**
 - Sustainable **jobs** - in local government, local businesses
 - Improved **safety** outcomes
 - Improved **productivity** for businesses along supply chains
 - **Resilience** and more reliable **connectivity** for the delivery of goods
 - and services
 - Improved infrastructure to support new private sector **investment** – eg in tourism
 - Enhanced **competitiveness** of exporters



Inland Queensland Road Network Strategy 2018

- Eastern and Western Zones
- Prioritised works identified when to start and be completed
- Red = complete to vision standard within 4 years
- Yellow = complete to vision standard within 10 years
- Grey = complete to vision standard within 18 years (that is – could start soon but deliver projects over several years)



Prioritised projects into a program of works to maximise return on investment

- 4 tranches to maximise strategic economic and community benefits over 18 years
- Approximately 75% of the investment is on state roads
- Average of \$8.2 million/ per local government area, p.a. over next 10 years
- Average \$228 million / p.a. over next 10 year over all 28 local government areas

RRTG	Strategic estimate \$m	Future investment \$m			
		1-4yrs	5-10yrs	11-15yrs	15+yrs
Bowen Basin	1,252	82	500	670	
Far North	862	46	254	374	188
Gladstone	61	-	17	44	
North Queensland	334	32	140	162	
East Zone sub-total	2,509	160	911	1,250	188
North West	1,008	93	369	423	123
Outback	797	69	281	404	43
South West	833	78	326	344	85
West Zone sub-total	2,638	240	976	1,171	251
Total Proposed Investment	5,147	400	1,887	2,421	439

The table above shows the estimate of the IQRNS upgrades excluding those identified in other programs such as QTRIP. Costs are all in \$2018 and are not discounted and are subject to planning and design considerations.

Benefits of investing \$2.2 billion in the first 10 years of IQRNS - Construction Economic Impacts (Queensland)

Total over 10 years

	Output (\$M)	GRP (\$M)	Income (\$M)	Employment (FTE)
Direct Impact	\$2,287	\$887	\$275	2,782
Indirect Impact (Type I)	\$1,339	\$616	\$367	4,213
Indirect Impact (Type II)	\$1,903	\$1,063	\$482	6,773
Total Impact	\$5,529	\$2,566	\$1,124	13,768

Average Annual over 10 years

	Output (\$M)	GRP (\$M)	Income (\$M)	Employment (FTE)
Direct Impact	\$229	\$89	\$28	278
Indirect Impact (Type I)	\$134	\$62	\$37	421
Indirect Impact (Type II)	\$190	\$106	\$48	677
Total Impact	\$553	\$257	\$112	1,377

Source: AECGroup, June 2018; Disclaimer: Whilst all care and diligence have been exercised in the preparation of this report, AEC Group Pty Ltd does not warrant the accuracy of the information contained within and accepts no liability for any loss or damage that may be suffered as a result of reliance on this information.

Key milestones 2013 - 2019

- 2013 December – convened a forum to engage and assess interest in collaboration on road issues
- 2016 February - **Inland Queensland Roads Action Plan 2016 launched**
- 2016/17 and 2017/18 QTRIP - **\$518.8 million** (as committed or “indicative” funding) by the Australian and Queensland governments into the prioritised roads identified in the first plan
-
- 2018/19 QTRIP – additional **\$106.5 million** for IQ-RAP priorities
- 2018 August– **Inland Queensland Road Network Strategy 2018 launched**
- 2018 September – Federal ALP committed **\$500 million** to IQRNS
- 2019 March – Federal Coalition committed \$730 million to the north – about **\$500 million** on IQRNS



Photo sourced from OHSA Training



Photo sourced from University of Queensland



Photo sourced from SBS



Photo sourced from The Courier Mail